

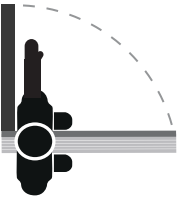
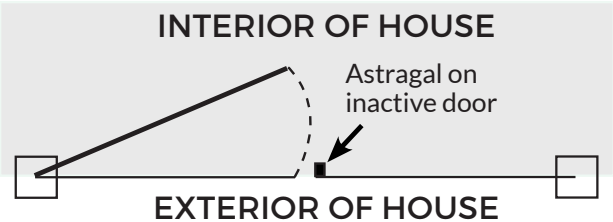
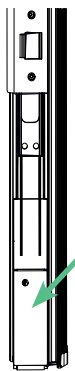
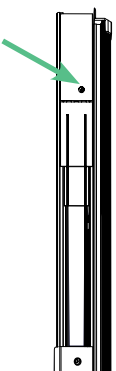
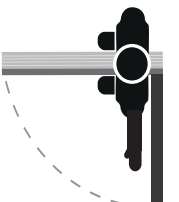
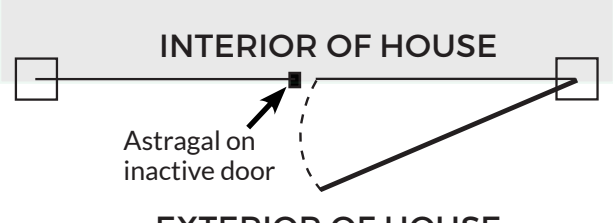
# ENDURA ULTIMATE TRILENNIUM® ASTRAGAL: SHOOT BOLT SELECTION GUIDE

Shoot bolts on the Ultimate Trilennium® Astragal are handed and depending on the handing of your French Door, you will need either a Left-handed or Right-handed bolt. See guide below to identify the swing and handing of your door.

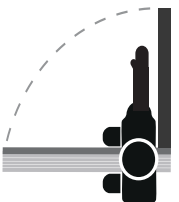
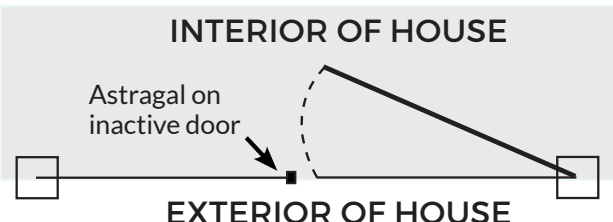
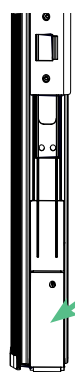
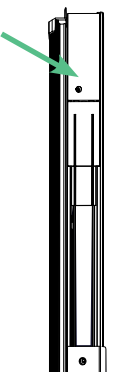
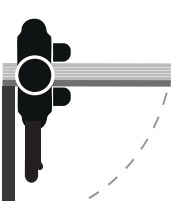
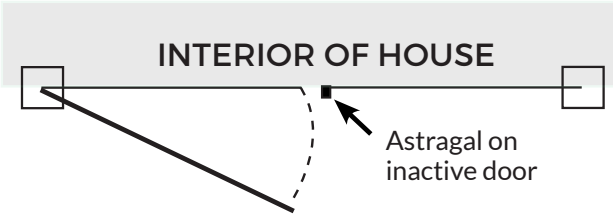
NOTE: For both inswing and outswing doors, the handing of the bottom bolt matches the handing of the astragal. The handing of the top bolt is opposite to the handing of the astragal.

## IDENTIFY HANDING OF ASTRAGAL

## CHOOSE COMPATIBLE SHOOT BOLT

<b>INSWING</b>			<b>Left Hand Bottom Bolt</b>	<b>Right Hand Top Bolt</b>
				
			*matches handing of astragal	*opposite to handing of astragal
<b>OUTSWING</b>				

When you stand with your back against the hinges of the active (moving) door panel, if the door opens to your **left**, you have a **LEFT HANDED ASTRAGAL**.

<b>INSWING</b>			<b>Right Hand Bottom Bolt</b>	<b>Left Hand Top Bolt</b>
				
			*matches handing of astragal	*opposite to handing of astragal
<b>OUTSWING</b>				

When you stand with your back against the hinges of the active (moving) door panel, if the door opens to your **right**, you have a **RIGHT HANDED ASTRAGAL**.